

Clover: The Digital Finance Portal and Decentralized Finance Service Provider on Polkadot

Version 1.0.0

Abstract

DeFi has been hitting all the headlines in 2020. We have seen many DeFi-centric projects which have created a brand new business model and a large amount of locked-in value assets in the blockchain space. Stablecoins, lending, trading, financial derivatives, etc. have experienced rapid development and huge growth this year. The total market value of current DeFi projects has grown exponentially from nearly US\$700 million in early 2020 to more than US\$11 billion at present (that is, by 15 times). However, most of these projects are either too slow, very expensive, or centralized. Clover has been designed as a parachain on Polkadot as open DeFi platform by leveraging all the excellent features of Polkadot and providing both secure and fast communication with other existing parachain projects.

Contents

1	Introduction	3
2	The Underlying Chain	4
2.1	Consensus Mechanism: NPoS	4
2.2	Substrate Off-chain Worker (OCW)	5
2.3	The Usage of Oracles on Clover	5
3	DeFi Service Provider	6
3.1	Staking Liquidity Protocol	7
3.2	Decentralized Trading Protocol	8
3.2.1	Support any Trading Pair	8
3.2.2	Price Oracles	8
3.2.3	Protocol Fees	8
3.3	Decentralized Lending Protocol	9
3.3.1	Supply Assets	9
3.3.2	Borrow Assets	9
3.3.3	Interest Rate Model	10
3.3.4	Liquidity Incentive Structure	10
3.4	Token Dividend Protocol	10
3.5	Governance Protocol	10
3.6	Synthetic Asset Protocol	11
3.7	Other Protocols	12
4	Clover: A Portal to Digital Finance	12
4.1	Wallet	12
4.2	Explorer	12
5	Native Token	13
6	Developer Incentive Program	13
6.1	Coinbase Rule Activation	13
6.2	Smart Contract Implementation	14
6.2.1	Registration	14
6.2.2	Invocation	15
6.2.3	Reward Distribution	15
	References	15

1 Introduction

DeFi (or Decentralized Finance) is an area of great interest in the blockchain space. This refers to financial services using smart contracts (that are automatically enforceable agreements) through the blockchain network that do not need intermediaries such as a bank. As of writing this paper, the total value locked in DeFi contracts exceeds \$7 billion [2]. Along with this interest, DeFi caused a huge increase in the value (market value) of all tradable tokens used for smart contracts. However, many DeFi projects have still not been able to deliver the desired performance.

Main Challenges of DeFi:

- Many DeFi projects have been built on the Ethereum blockchain. During times of high usage, Ethereum has had blockchain blockage issues. If the network is congested, the transaction may remain in a standby state, ultimately causing market inefficiency and information delays. These technical scalability issues are closely related to liquidity risks. Given the current situation in terms of efficiency, DeFi can only be efficient on Ethereum if Ethereum will have greater user base growth.
- While Ethereum-based DeFi remains an unattainable investment for small retail investors, the need for a fast and cheap blockchain is growing day by day. Increasing gas fees in Ethereum in particular are just one example of this.
- DeFi projects that live exclusively on Ethereum are only heavily dependent on a successful Ethereum 2.0 that is expected to take at least a few more years. Other smart contracts offering blockchain platforms (such as EOS, Tezos) could also take over Ethereum's leading role in the DeFi space. However, they have other issues such as insufficient decentralization.
- Many DeFi applications have also been managed by certain team or company and are far from being truly decentralized, although, once established, they generally aim towards decentralizing governance and decision making. As long as an application is semi-centralized (with funds transiting through an intermediary or with an intermediary being able to freeze funds), counterparty risk exists, and the intermediary that has control over the assets may use the funds maliciously.

The Goal of Clover.

Polkadot, the leader in the cross-chain technology field, has also launched its mainnet in 2020 [5, 7]. Substrate, which is the foundation for Polkadot (uses a relay chain acting as a link between many different Parachains), is a standalone blockchain framework allowing developers to build highly advanced blockchains customized for any project. Polkadot provides scaling solutions through parachains and is regarded as a strong competitor of Ethereum 2.0. Polkadot development is steadily advancing, it has gathered a large number of developers from the community, and numerous projects are emerging endlessly in their ecosystem.

Clover will compete to join as parachain for Polkadot and is committed to becoming a digital finance portal and DeFi service provider on Polkadot. Focusing on both to-C and to-B users, Clover provides a series of DeFi related products and services to meet the diverse needs of different users. At the same time, it develops and provides a modular DeFi protocol, which greatly reduces the technology development threshold for upper-layer applications.

Clover will put together a large user base and different projects into a one-stop open and integrated financial service platform on Polkadot.

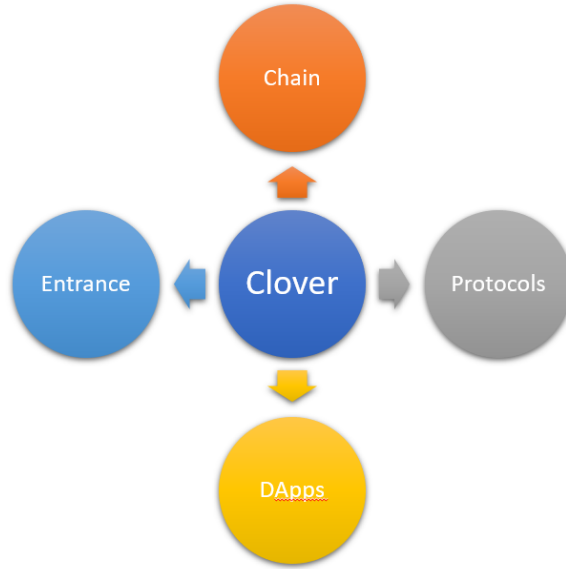


Figure 1: The features of Clover

2 The Underlying Chain

Polkadot is a heterogeneous multi-chain technology which consists of a large number of parachains with potentially different features aiming to facilitate anonymity and verification processes. The Polkadot Relay chain aims to distribute the incoming transactions among the chains, so that more transactions can be transparently processed within the same period of time. Furthermore, it ensures that each chain remains secure. Customized adapters developed in parachains are able to open the connection by acting as a bridge between Polkadot and chains such as Ethereum and Bitcoin. Substrate, an open source, is modular and extensible software framework that you can use to develop your own blockchain project covering many scenarios with its various customizable modules. The code, that is developed with basic libraries such as database, networking, consensus mechanism, memory pool, offered by Substrate is run in the blockchain is called Runtime. Runtime consists of a combination of many libraries which are developed in the Rust programming language. Clover protocol will focus on a open DeFi platform which will be implemented with Substrate framework, and will communicate with other existing parachains such as Bitcoin and Ethereum parachains (see Figure 3). Namely, Clover will be another parachain on Polkadot. Once the parachain got the slot to join to Polkadot relay chain, they can communicate with each other through Cross-chain Message Passing (XCMP) protocol [6]. That means Clover can build its DeFi with the other parachain assets, like the DeFi protocols on Ethereum.

2.1 Consensus Mechanism: NPoS

The consensus mechanism in Clover is Nominated Proof-of-Stake (NPoS) which is the process of selecting validators to be allowed to participate in the consensus protocol [4, 3, 1]. We note that, on Polkadot Network, Validators and Nominators are the two main actors involved in NPoS.

- **Validators:** They provide the infrastructure and are responsible for the maintenance of the network. Namely, they are responsible to produce new blocks, validate Parachain blocks, guarantee finality, and ultimately secure the network. They are required to be responsive at all times and run secure, reliable infrastructure.
- **Nominators:** They are the token-holders who contribute to the security of the network by economically nominating up to 16 validators of their choice with their staked tokens. They share part of the rewards earned by the validators in the active set that they nominated. We would like to highlight that they are also subject to slashing in case of misbehavior by one of their nominated validators.

With NPoS, developers can continue to work on bounties, validators can secure the blockchain and validate proofs, and nominators can participate in the staking environment by nominating validators.

2.2 Substrate Off-chain Worker (OCW)

To make the off-chain data integration secure and more efficient, Substrate provides off-chain workers (OCW). OCW is one of the most important features in substrate, it provides a strong native oracle solution to deal with complex task which cannot handle on-chain such as web requests, encryption/decryption and signing data, or the random number generation.

As for Clover, OCW can solve two main big issues: (1) providing large number of transaction per second (TPS), (2) lowering transaction fee by providing secure lightning network, state channel.

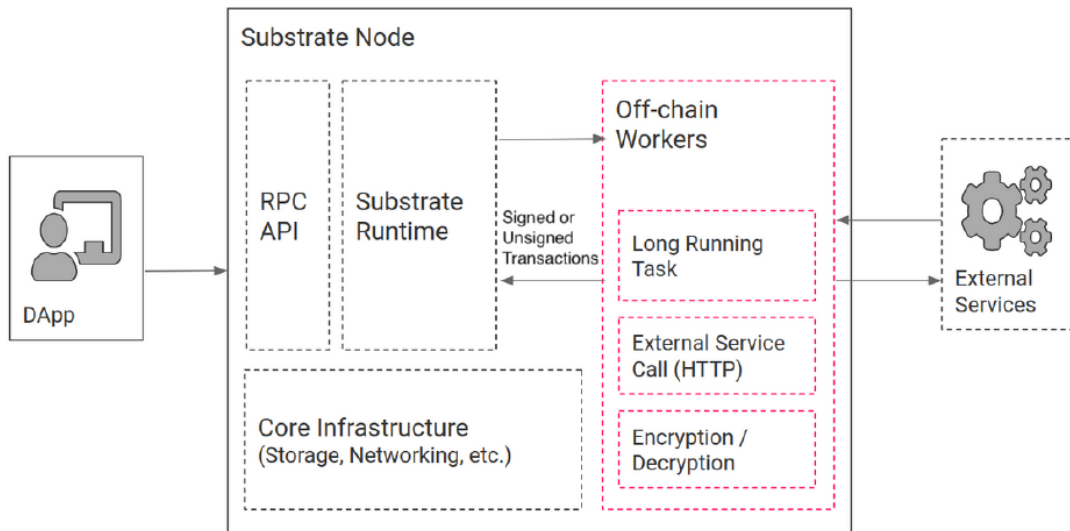


Figure 2: The architecture of Substrate Framework

2.3 The Usage of Oracles on Clover

Oracle is the most important part in Clover, some scenarios needs oracles like lending. In Clover, there is often a need to query and/or process off-chain data before it can be included

in the on-chain state. The conventional way of doing this is through oracles which are external services that typically listen to blockchain events and trigger tasks accordingly. When these tasks are completed, their results are submitted back to the blockchain through transactions. While this approach works, it has still several flaws with respect to security, scalability, and infrastructure efficiency. Substrate’s OCW will make the off-chain data integration secure and more efficient. It provides ability to submit transactions (either signed or unsigned) to the chain to publish computation results, and a fully-featured HTTP client allowing us to access and fetch data from external services. And the most important part is all things goes like “on-chain”. Furthermore, it can be forkless upgraded by set the WASM code.

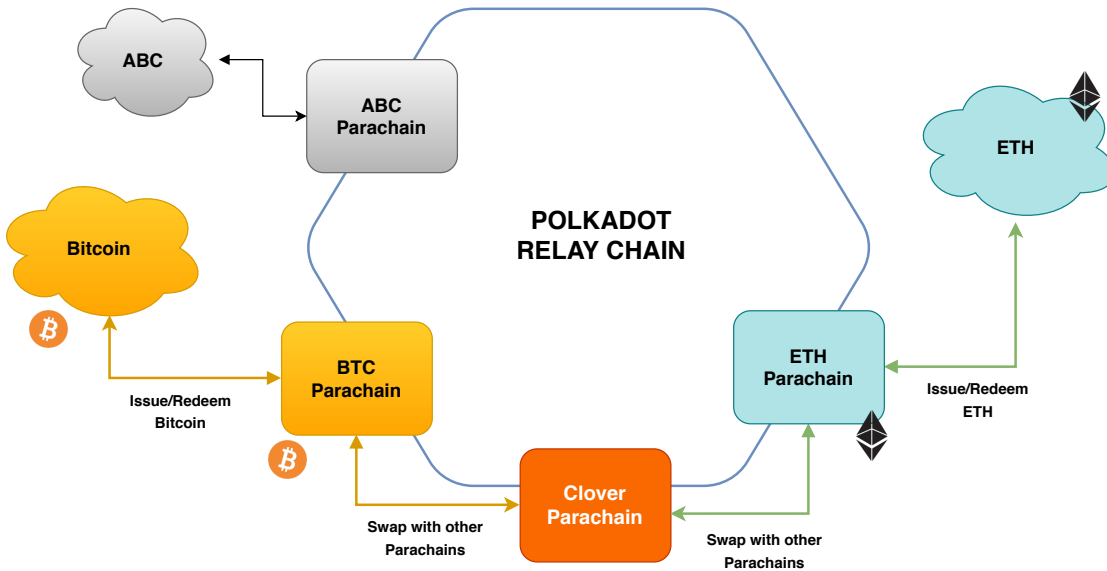


Figure 3: Clover with Polkadot Network

3 DeFi Service Provider

As a decentralized financial service provider on Polkadot, Clover provides modular DeFi protocols and application tools, which greatly reduces the repeated efforts needed in the protocol development. Modular DeFi protocols includes Staking Liquidity Protocol, Decentralized Trading Protocol, Decentralized Lending Protocol, Token Dividend Protocol, Governance Protocol, and Synthetic Asset Protocols. Clover allows its upper-layer application projects to focus on improving user experiences and accelerate innovations of diversified financial applications through its composability.

Clover can potentially convert a large number of DeFi users into users of its upper-layer applications. This way, upper-layer applications will be able to bootstrap its community and inject more market values.

Clover will also establish a developer-centric community. Through giving rewards to those who provide constructive contributions, Clover will encourage its developers to continuously innovate DeFi protocols. Therefore, Clover will become a one-stop financial services platform that gathers users, developers, and upper-layer applications.

3.1 Staking Liquidity Protocol

One of the most crucial task of Clover is to solve the illiquidity challenge of staked assets. In fact, more and more projects tend to use the PoS consensus mechanism as the first choice to tackle this challenge. On Clover, we would establish a staking pool tokenizing users' staked assets as S-Asset (e.g., SABC as a locked ABC), which users can invest or use in other applications. For example, you can lend SABC to earn interest or use SABC as collateral for a stablecoin like USDT. In summary, for any asset ABC, the staking liquidity protocol has the following features:

- The protocol
 - manages the issuance of SABCs and the redemption of underlying assets,
 - manages the locked assets,
 - participates in staking,
 - executes staking strategies (e.g., validator selection according to their uptime),
 - manages rewards and slashed penalties.
- SABC is tradable and liquid across all chains on the Polkadot network.
- SABC is redeemable for underlying ABCs at any time with an option of redeeming immediately or transferring unbounded ABCs earlier.
- The collateral ratio of SABC is algorithmically adjusted for staking strategy in order to ensure liquidity.
- The protocol leverages the Polkadot's fascinating blockchain features such as security, speed, and reliability.

Through the protocol, staked assets (ABC) become fungible and liquid SABCs that exploit the derivative value of the ABCs fueling and powering more applications without sacrificing the security of the whole network. Users can essentially mint SABCs by supplying ABCs to the staking pool, and redeem SABCs. The exchange rate between SABCs and the underlying ABCs are likely to increase over time, as staking rewards are accrued by validating and nominating, and is equal to the effective profit/loss, however, is determined by various factors including but not limited to:

- inflation rate of ABCs.
- the chosen staking strategy.
- the performance of chosen validator nodes.

As an example of ABC, the Clover staking liquidity protocol tokenizes staked DOT (called SDOT). The Clover staking liquidity Protocol establishes a decentralized staking pool where users would lock their tokens such as DOTs to gain staking yield while receiving SDOTs as a receipt that are liquid and tradeable.

3.2 Decentralized Trading Protocol

The decentralized trading protocol is a protocol which is built upon AMM (Automated Market Making) but with an extra function of pending order. The pending order function will increase the trading depth of the book, thereby reducing transaction slippage.

Uniswap, as a prime example of AMM, has once surpassed Coinbase, which indicates that AMM-based DEXs have advantages in improving liquidity when compared with regular Order Book-based DEXs. However, when the liquidity pools of the trading pairs are small, transaction slippage becomes an apparent flaw. To make up for this, the decentralized trading protocol adds a pending order function on the basis of AMM, which enables users to fill orders at a fixed price while increasing the trading depth.

Interoperability is enabled through Polkadot’s cross-chain technology and the Decentralized protocol. Users will be able to enjoy an enhanced CEX-like trading experience except with full control over their assets.

Each trading pair stores a combined reserve of two assets and provides liquidity for these two assets, thereby maintaining the invariability of irreducible reserve products. The parity rate between two real tokens is defined as $Index_{i,j} = \frac{token_i}{token_j}$ where $token_i$ and $token_j$ denote existing assets in the exchange to reach an automatic liquidity agreement.

Moreover, the trader pays 0.3% fee for every transaction which will be proportionally distributed to the liquidity provider.

3.2.1 Support any Trading Pair

Because of Polkadot’s own heterogeneous multi-chain architecture design, DOT will become the anchor asset of each parachain, which will make routing simple and reduce the dispersion of liquidity. However, all liquidity providers have “DOT exposure”. If DOT is used as a transition currency, it will bring more costs to the transaction. Benefiting from Polkadot’s architectural design, each parachain asset can circulate freely on the Polkadot network. Hence, this agreement will support arbitrary Polkadot transaction pairs to provide liquidity, achieve specific transaction requirements, and reduce transaction wear and tear.

3.2.2 Price Oracles

The marginal price provided Clover at t -th block number can be calculated as:

$$p_{a,b} = \frac{r_t^a}{r_t^b}$$

where $p_{a,b}$ is constant value, and r_t^a, r_t^b denote reserve of token a, b at the block t respectively. The arbitrageur will trade with this agreement. The price provided by the agreement tends to track the relative market price of the asset, which also means that it can be used as an approximate price prediction.

3.2.3 Protocol Fees

This agreement defaults that the trader needs to pay 0.3% of each transaction as the transaction fee, but the developer can set the specific fee for each transaction pair. If it is set to 0, only the transaction fee on Polkadot needs to be paid.

3.3 Decentralized Lending Protocol

Centralized exchanges allow customers to use the exchange’s built-in “lending market” to trade. However, in a centralized marketplace, any issue of trust is resolved by relying on a trusted third party. On the other hand, the peer-to-peer agreement directly promotes mortgage and unsecured loans between market participants. The agreement establishes a fund pool based on changes in the supply and demand of assets, and the interest rate is calculated by algorithms. The supplier and borrower of the asset interact directly with the agreement to earn or pay floating interest rates.

The lending protocol of Clover is built based on Compound with the following extra features:

- Time dimension
- Lending supply and demand index
- Real-time automate interest rate calculation

It will more accurately reflect the correlation between the current market lending supply and demand. The lending protocol enables smart adjustment of loan interest rates that will reach market equilibrium more efficiently. This lending protocol built on Polkadot enables multi-asset collateral. For example, introducing BTC, whose market cap is more than \$20 million into the lending protocol will expand the scale of lending.

3.3.1 Supply Assets

In a peer-to-peer platform, a user’s assets are lent to another user. Unlike the exchange’s platform, the agreement summarizes the supply of each user; it provides more liquidity and maintains the balance of the capital system. Borrowers and lenders can receive rewards (interests) by complying with the corresponding agreements while circulating digital currency. The exchange can adjust the agreement increment or reward users by “clearing” the balance.

3.3.2 Borrow Assets

Users can mint synthetic tokens (SABC) by supplying assets (ABC) to the market where these are used as collateral for asset borrowing. Every money market has a floating interest rate set by market forces, which determines the borrowing cost of each asset.

- **Collateral value.** The assets held by the agreement have a mortgage factor ranging from 0 to 1. The liquidity and value of the underlying assets determine the size of the mortgage factor. The collateral and multiplied by the mortgage factor are equal to the user’s loanable amount.
- **Risk and liquidation.** If the outstanding loan value of an account exceeds its ability to repay the loan, a portion of the loan can be repaid at the current market price minus the liquidation discount to eliminate the risk of the agreement. If the user’s funds are in a repayment crisis, the liquidation process may continue. Any chain address with borrowed assets can call the clearing function and exchange its assets for sToken collateral of the borrower. Since these two users, assets and prices are included in the agreement, the clearing can be executed very conveniently and does not rely on any external systems or orders.

Use Cases. Borrowing mechanism provides the following advantages to the DApp consumers, traders and developers.

- DApp can borrow tokens from our system without waiting for order execution or requiring off-chain computation,
- Traders can use their existing investment portfolios as a collateral to raise their funds by borrowing DOTs or a stable token.
- Traders who wish to short the token can borrow it, send it to the exchange and sell the token, and then gain short-selling.

3.3.3 Interest Rate Model

The interest on our system depends only the rate equilibrium between supply and demand. When demand is low, interest rates will also be low, and vice versa. The money market is defined by interest rates that are uniformly applicable to all borrowers. As the relationship between supply and demand changes, interest rates will adjust over time.

3.3.4 Liquidity Incentive Structure

The agreement does not guarantee liquidity; instead, it relies on the interest rate model to motivate it. During periods of extreme demand for assets, the liquidity of the agreement (tokens that can be withdrawn or loaned) will fall; when this happens, interest rates will rise, stimulating supply and inhibiting lending. This is based on automatic incentives provided by the market and algorithms. However, the main incentive provided in the initial stage of the agreement is the incentive to obtain tokens through loan behavior.

3.4 Token Dividend Protocol

Pledge liquidity, trading and lending will all get the token incentives of this agreement. The token will be set to pledge status by default, and the daily DOT handling fee generated by the platform will be proportionally distributed to the agreement token pledge users. Dividend weights need to measure two parameters, one is the number of tokens, and the other is the pledge duration, in order to encourage users to continue to provide liquidity for the platform and increase user stickiness, with the goal of truly accumulating product value, and the agreement token is the platform After the initial empowerment, users are inclined to use the tool attributes of the agreement for a long time.

3.5 Governance Protocol

Community governance has raised a lot of recent attention as the issuance of governance token allows users to not only benefit from participating in the major decision-making of the DeFi protocols but also to bear the risk of losses caused by the protocol problems. The governance protocol will implement on-chain voting and execution, minimize the impact of human intervention in voting and execution, and provide a modular solution for the governance of application projects. In this context, we expect token holders to help guide the protocol to its fully potential through experimentation and active participation. Community can propose, vote, and implement changes through governance module. The structure is as follows:

- **Proposal:** A proposal is mechanism for updating a parameter of the system where it is submitted for community votes to decide accept/reject. Every proposal has a submission fee in the system. The duration of a voting process for a proposal is 5 days whereas there can be max 5 proposals in the voting process (i.e., if there are more proposals they have to wait in the queue).
- **Vote policy:** One token represents one voting power in the voting system. Tokens must be held for 7 days to be valid for votes. The proposal will be accepted as long as at least 2/3 of the votes accept. Only token holders can participate in voting process and they can get rewards once the proposal is successfully completed.
- **Governing parameters:** Token holders can vote to set and change parameters in the DeFi environment. The parameters include the percentage of tokens for burning in different burning mechanisms, the percentage of tokens for staking, the amount of tokens that a new listing needs to pay, and incentive token release schedule etc. Parameters will be set to default at the beginning and can be voted to change after launch.
- **Governing development:** This involves structural changes for the DeFi environment. For example: implementing new functionalities, deploying the protocol on additional smart contract blockchains, introducing more DeFi elements. Token holders need to make proposals and submit to the governance smart contracts for reviews and votes.

Unlike existing systems, Clover will utilize a decentralized governance of the protocol for setting the interest rate model per asset. A governor can submit a proposal for updating any parameter in our protocol. The proposal will be voted by the community that has native token. The governance module has the following rights:

- Listing a new asset on market.
- Withdrawal of the reserve of a token.
- Updating the oracle address.
- Updating the interest rate model per market.

3.6 Synthetic Asset Protocol

Whenever a user wants to redeem his/her synthetic token (SABC) for the underlying ABCs, the users generally would have to wait for a certain recovery time for the ABCs to be transferable (e.g., for DOTS, 28 days as this is written). If the users do not want to wait during that time and still are willing to redeem their SABCs immediately (or within a shorter period of time), then the staking liquidity protocol will charge a small portion of the locked assets and will return the rest to the user. Moreover, the redeem service fee is payable in CLV tokens.

Insurance Pool. In order to request an immediate redeem, a certain amount of collateral assets should have been reserved in advance on an Insurance Pool. Users can deposit their assets to this pool but not receive any synthetic token in return. In case of an immediate redeem demand for a synthetic token (e.g., 100 SABC), a certain portion of the corresponding asset will be sent back to the user (e.g., 98 ABC) and the difference between synthetic and the corresponding assets ($2 \text{ SABC} = 100 - 98$) will be distributed to the supporters who deposited to Insurance Pool.

3.7 Other Protocols

With the rapid development of DeFi, the demand for insurance protocols is also increasing and has become an important part of the DeFi protocols. At the current stage of DeFi development, it is not yet possible to directly trade assets such as stocks, precious metals, and commodities. However, the synthetic asset protocol will allow simulations of assets price and facilitate transactions on the blockchain. In addition, the developer community we established will also become a source of innovative DeFi protocols. Clover allows modularization of the different protocols, thereby providing a resourceful module library for upper-layer applications, which will ultimately enable the creation of more diversified financial applications.

4 Clover: A Portal to Digital Finance

As a digital finance portal of Polkadot, Clover aims to attract a large number of users through a safe and convenient multi-chain wallet and a browser with powerful data analysis capabilities. Users who use DeFi for the first time are usually deterred by continuous jumps and cumbersome operations. Here is an example:

1. **Connect wallet:** A user finds a DeFi product (i.e., token) interesting and would like to try it out using his/her wallet.
2. **Buy (or register, wait for approval, etc.) from an exchange:** The user finds out that he needs to exchange the required DeFi token.
3. **Transfer to the DeFi site which requires a series of tedious operations:** He finally gets the required DeFi tokens.

During this process, the user might have executed more than 3 smart contracts. Not that multi-chain wallets and browsers can simplify these complex processes. Clover focuses on user experience, aiming to lower these barriers for users to enter the blockchain and participate in DeFi and enjoy a seamless DeFi experience.

4.1 Wallet

Clover provides a convenient and secure multi-chain wallet, with the functions of multi-chain asset storage, transfer, and exchange between multi-chain assets. These are the basic needs of users in the Polkadot ecosystem.

4.2 Explorer

Clover Explorer allows users to enter the applications through their addresses. As a one-stop solution, Clover is convenient and at the same time integrates the on-chain data of each application and automatically generates a summary.

In addition to displaying the blocks and transaction information, the Clover Explorer also has powerful data analysis and visualization functions. When the user enters the address in the explorer, it automatically analyses the data and provides a visual display of user behaviour and changes in the assets, making it a powerful analysis tool for professional users. Besides, the Clover Explorer also provides visual data analysis for application teams to visually see the overall operating status of the application.

5 Native Token

Clover has its native token which is called *CLV*, it represents the value of Clover. CLV will be used in the following functions:

- Staking to maintain the its own consensus mechanism.
- Serving as a transaction fee to be used in the marketplace.
- Has the right to receive dividends from Clover's profit.
- Used for election and voting of Clover governance mechanism.

Users can be nominator who secure the blockchain by selecting good validators and staking CLV tokens, and the meanwhile, nominator can earn CLV token by nominating any validators. Similar to some other blockchain system, CLV token serve as a transaction fee to maintain the system running. Namely, users uses their CLV when they use the marketplace resources. A CLV token holder is also the shareholder of Clover. The profit of Clover will be regularly distributed to the CLV token holder.

6 Developer Incentive Program

Each project built on Clover by the third party developers requires a solid financial foundation. Donations from the community are quite often insufficient to cover development expenses which results in stagnated growth in the long run. Therefore a sound funding mechanism has been established, The Developer Incentive Program, where all the projects building on Clover can benefit from a share of transaction fees.

The Developer Incentive Program (DIP) is a Clover-native consensus feature that aims to direct a percentage of transaction fees to registered smart contracts to incentivize in Clover third party contract developers and commons, mainly to boost external dApp development which ultimately enlarges the Clover DeFi ecosystem overall. The program is consistent with Clover's properties of being a decentralized operating system which does not touch the inflation schedule or alter the scarcity of CLV, but effectively increases the security of smart contracts against bugs and software vulnerabilities by enabling external development to be properly funded. Overall the benefits of the plan create the potential for a very exciting future in which Clover can grow and compete, and can reach its goal of becoming the best possible DeFi platform for all.

The Developer Incentive Program (DIP) is made of two respective implementations, a foundational-layer coinbase rule activation and a following smart contract implementation.

6.1 Coinbase Rule Activation

Clover users contribute to the program indirectly with transaction fees, this is so that a new fee schedule is not committed to the transaction structure itself. Wallet softwares functions the same as usual without breaking backwards compatibility.

The coinbase transaction which spends the block reward and all transaction fees to an address of the validators choosing follows a subsequent transaction where 49 percent of txFee reward is respectively transferred to DIP contract. The amount of total CLV a successful validator can claim for himself is therefore changed from $\text{blockReward} + \text{txnFees}$ to $\text{blockReward} + \text{txnFees} * 51/100$. Whenever a block is propagated, every node will check whether the block adheres to the rules where the sum of all transaction outputs in a block must be equal or smaller than all transaction inputs and the block reward: $\text{sum}(\text{blockOutputs}) \leq \text{sum}(\text{blockInputs}) + (\text{blockReward} + \text{txnFees} * 51/100) + \text{txnFees} * 49/100$

6.2 Smart Contract Implementation

External contract registration and reward distribution are done through DIP contract, a trustless autonomous contract that lives on the Clover parachain. This implementation is made of three main phases; registration, invocation and reward distribution.

6.2.1 Registration

Third party Clover developers can benefit from the Developer Incentive Program upon registering their compiled contract with DIP contract pre-deployment. An external contract willing to register Developer Incentive Program should include an internal method called `transactAndInvokeDIP` which is used to trigger reward incrementation, and another internal method called `claimRewards` which is used to trigger reward settlement.

Right before contract deployment, the respective developer submits contract ABI and contract hexadecimal representation to DIP contract via `registerExternalContract` method. Given parameters `registerExternalContract` registers submission upon checking whether the contract is well-formatted and `transactAndInvokeDIP` is well-structured.

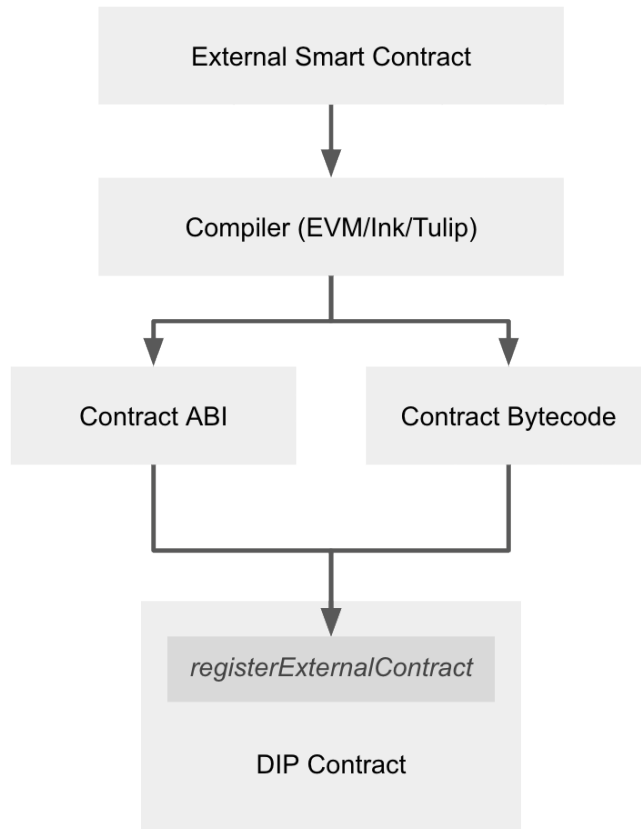


Figure 4: New Contract Registration Logic

6.2.2 Invocation

`transactAndInvokeDIP` adds a new standard to contracts on the Clover network which can be called internally within the external contract with the additional data provided. Whenever a clover user interacts with a registered external contract, `transactAndInvokeDIP` invokes DIP contract's function `listenInvokeDIP` and triggers an event `incrementRewardNonce(address)`, following the convention set in ERC677.

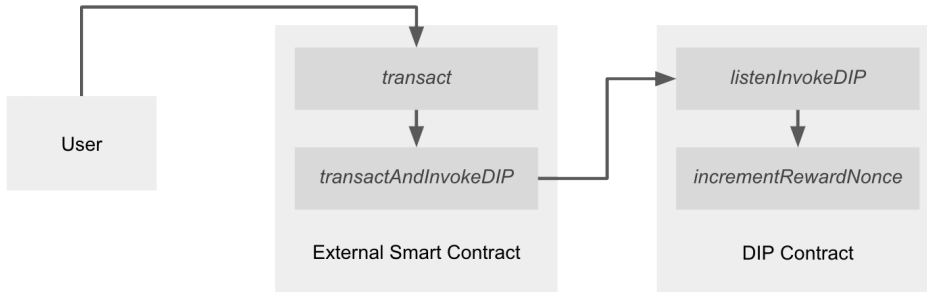


Figure 5: Invocation Logic

6.2.3 Reward Distribution

Registered third party Clover developers can claim their rewards, in a predefined period of time, upon calling internal `claimRewards` function which triggers a set of events to distribute a portion of associated rewards based on external contract's reward nonce and DIP contract's total reward pool from coinbase `txFee` rewards.

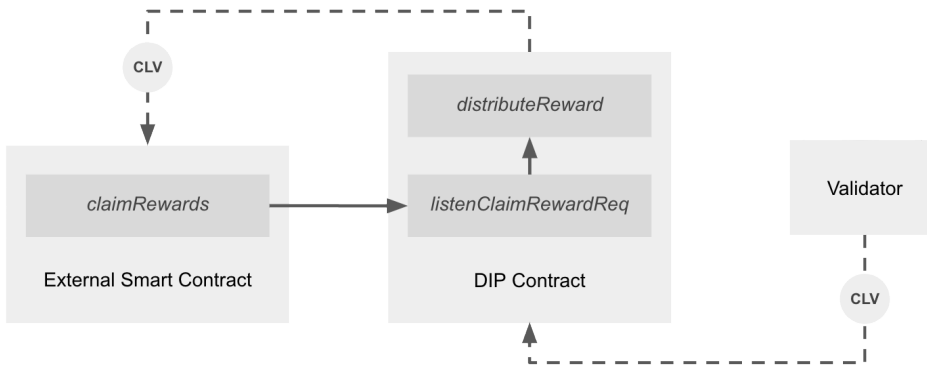


Figure 6: Reward Distribution Logic

References

- [1] Alfonso Cevallos. How nominated proof-of-stake will work in polkadot, <https://medium.com/web3foundation/how-nominated-proof-of-stake-will-work-in-polkadot-377d70c6bd43>. Accessed: 2020-10-24.
- [2] Cryptotips. Defi surpasses \$11 billion. <https://cryptotips.eu/en/news/tvl-in-defi-surpasses-11-billion-with-uniswap-crossing-2-billion/>, Accessed: 2020-10-24.
- [3] Staking Facilities. What is nominated proof-of-stake?, <https://medium.com/@stakingfac/what-is-nominated-proof-of-stake-889fc22bef8f>. Accessed: 2020-10-24.
- [4] Polkadot. Polkadot launch: Nominated proof of stake phase, <https://polkadot.network/launch-npos/>. Accessed: 2020-10-24.
- [5] Polkadot. Polkadot network, <https://polkadot.network/>. Accessed: 2020-10-24.
- [6] PolkaWorld. Xcmp, <https://medium.com/@polkaworld/whats-the-significance-of-xcmp-to-polkadot-ba9c4a283fd1>. Accessed: 2020-10-24.
- [7] Polkadot Wiki. Parachain, <https://wiki.polkadot.network/docs/en/learn-parachains>. Accessed: 2020-10-24.